

Important Notice to Authors

Attached is a proof copy of your forthcoming article in *Physical Review Letters*. The accession code is LL8957.

Your paper will be in the following section of the journal: Interdisciplinary Physics: Biological Physics, Quantum Information, etc.

Figures submitted electronically as separate PostScript files containing color usually appear in color in the online journal. However, all figures will appear as grayscale images in the printed journal unless the color figure authorization form has been received and you have agreed to pay the necessary charges. For figures that will be color online but grayscale in print, please insure that the text and caption clearly describe the figure to readers who view it only in black and white.

No further publication processing will occur until we receive your response to this proof.

Questions & Comments to Address

The numbered items below correspond to numbers in the margin of the proof pages pinpointing the source of the question and/or comment. The numbers will be removed from the margins prior to publication.

- 1 Please check that the address we have added for the third affiliation (A-1010 Vienna, Austria) is correct.
- 2 Please provide complete publishing information for Ref. [5] if available (publisher and city of publication). If not available, can this be classified as either “(unpublished)” or “(to be published)”?
- 3 Please confirm our update for the second part of Ref. [17].
- 4 Please note we have used the phrasing “G.M.-T. thanks the Marie Curie Fund for financial support” since PRL considers acknowledgment of fellowships, awards, titles, and the like to be inappropriate.
- 5 Please check that minor editorial changes in wording (throughout) have not changed the intended meaning.
- 6 We have defined “BBO” as “beta-barium-borate”; please confirm that this is the correct definition.

Other Items to Check

- Please check your title, author list, receipt date, and PACS numbers. More information on PACS numbers is available online at <http://publish.aps.org/PACS/>.
- Please proofread the article very carefully.
- Please check that your figures are accurate and sized properly. Figure quality in this proof is representative of the quality used in the online journal. To achieve manageable file size for online delivery, some compression and downsampling of figures does occur. Fine details may become somewhat fuzzy, especially in color figures. The print journal uses files of higher resolution and therefore details are sharper. Figures to be published in color online will appear in color on these proofs if viewed on a color monitor or printed on a color printer.

Ways to Respond

- **Web:** If you accessed this proof online, follow the instructions on the web page to submit corrections.
- **Email:** Send corrections to apsproofs@beacon.com. Include the accession code LL8957 in the subject line.
- **Fax:** Return this proof with corrections to +1.419.289.8923.
- **Mail:** Return this proof with corrections to Physical Review Letters, c/o Beacon Publishing Services, 1797 Seddon Court, Ashland OH 44805, USA.

Triggered Qutrits for Quantum Communication Protocols

G. Molina-Terriza,^{1,*} A. Vaziri,^{1,†} J. Řeháček,² Z. Hradil,² and A. Zeilinger^{1,3}

¹*Institut für Experimentalphysik, Universität Wien, Boltzmannngasse, 5, A-1090, Vienna, Austria*

²*Department of Optics, Palacky University, 17. listopadu 50, 772 00 Olomouc, Czech Republic*

³*Institute for Quantum Optics and Quantum Information, Austrian Academy of Sciences, A-1010 Vienna, Austria*
(Received 4 November 2003)

A general protocol in quantum information and communication relies in the ability of producing, transmitting, and reconstructing, in general, qutrits. In this Letter we show for the first time the experimental implementation of these three basic steps on a pure state in a three-dimensional space, by means of the orbital angular momentum of the photons. The reconstruction of the qutrit is performed with tomographic techniques and a maximum-likelihood estimation method. For the tomographic reconstruction we used more than 2400 different projections. In this way we also demonstrate that we can perform any transformation in the three-dimensional space.

DOI:

PACS numbers: 03.67.Hk, 42.40.Kw, 42.65.Lm

One of the main objectives in quantum information is exploring the possibilities of applying quantum systems in communication and computation protocols. Usually, these protocols use the information encoded in two-dimensional systems, better known as qubits. Nevertheless, some proposals show that higher dimensional systems are better suited for certain purposes. For example, qutrits (systems with n different orthogonal states) are known to improve the security level in quantum cryptographic schemes with the presence of noise [1–3], there are some quantum communication schemes which can only be realized or are realized optimally in dimensions higher than two [4–6], there are also proposals to perform quantum computation with qutrits [7]. On a more fundamental level, higher dimensional Hilbert spaces provide novel counterintuitive examples of the relationship between the quantum and the classical information, which cannot be found in two-dimensional systems [8,9].

Encoding qutrits with photons has been experimentally demonstrated using interferometric techniques, such as time-bin schemes [10] and superpositions of spatial modes [11]. Up to now, the only noninterferometric technique of encoding qutrits in photons is using their orbital angular momentum (OAM) or, equivalently, their transversal modes [12,13]. OAM modes usually contain dark spots which regularly exhibit phase singularities. The OAM of light has already been used to entangle and concentrate the entanglement of two photons [12,14]. This entanglement has also been shown to violate a two particle three-dimensional Bell inequality [15]. There have been proposals to engineer entangled qutrits in photons [13,16,17]. In this Letter we experimentally demonstrate all the basic steps of a higher dimensional quantum communication protocol.

In a general communication scheme, prior to the sharing of information, the two parties, say, Alice and Bob, have to define a procedure which will assure that the signal sent by one party is properly received by the other

one. Usually, this scheme works as follows: First, Alice prepares a signal state she wants to send. Bob will measure it and communicate the result to Alice, who will correct the parameters of her sending device following Bob's indications. This process will repeat itself until the two parties adjust the corresponding devices. After this step is fulfilled, Alice can rely that any subsequent signal which is sent is properly received.

Using pairs of photons entangled in OAM, we can prepare any qutrit state, transmit it, and measure it. The preparation is done by projecting one of the two photons onto some desired state. This nonlocally projects the second photon onto a corresponding state, which may be transmitted to Bob and finally measured by him. The measurement employs tomographic reconstruction. This last step is usually a technically demanding problem, inasmuch as it needs the control of arbitrary transformations in the quantum system's Hilbert space.

On theoretical grounds, one convenient basis which describes the transversal modes of a light beam fulfilling the paraxial approximation is the Laguerre-Gaussian (LG) functions basis: $LG_{p,m}(x, y)$. Here m is the order of the phase dislocation characteristic of this set of functions and it accounts directly for the OAM of the Laguerre-Gaussian mode in units of \hbar [18,19]. The other parameter p is a label which is related to the number of radial nodes of the mode and (x, y) refer to any point in a plane perpendicular to the beam propagation direction. The LG functions form a complete and orthonormal basis for any complex function in the transversal plane.

Holographic techniques can be used to transform LG modes [20]. Conveniently prepared holograms change the phase structure of the incoming beam, adding or removing the phase dislocations related with the OAM. Whereas optical single mode fibers act as a filter for all higher LG modes, i.e., only the LG_{00} , or Gaussian, mode can be transmitted, the combination of holograms and single mode fibers project the incoming photon into different states. In this way we can define the basis of the

experimentally accessible states as

$$\langle \vec{x}|0\rangle = LG_{0,0}(x, y), \quad |m\rangle = H_m(\vec{0})|0\rangle, \quad (1)$$

where the vector $|0\rangle$ is the mode of the fiber used to detect the photon, \vec{x} represents any point in the transversal space, m is a positive or negative integer, and $H_m(\vec{0})$ is the operator which describes the action of the m th order hologram when it is centered, relative to the fiber.

Although the modes $|m\rangle$ possess OAM of $m\hbar$, they are not pure LG modes. However, they can be described as coherent superpositions of different LG modes with the same m , but different p 's. In this sense, the basis we have constructed in (1) is not complete, since it does not expand the LG basis. In the following, we refer to all modes belonging to the subspace (1) as “inner” modes and the rest of the modes will be addressed as “outer” modes.

Thus, any displaced hologram and, in general, any linear operator which acts on our Hilbert space can be expressed as $H_m(a, b) = \sum_{i=-\infty}^{+\infty} c_i(a, b)H_i(0) + \gamma(a, b)\Gamma$ where a, b are the displacements of the hologram relative to its centered position. The operator Γ accounts for the possibility that the displaced hologram is performing transformations between outer and inner states, i.e., transforming any inner state into an outer one, or the other way around. The value of γ can be estimated experimentally. In Fig. 1 we present an example of such a measurement. It is observed how there are two positions where the contribution of the outer modes is especially high.

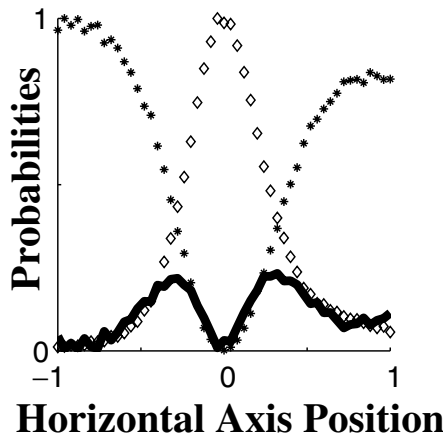


FIG. 1. Effect of a hologram on an initially prepared $|0\rangle$ mode. This mode is transformed by means of a horizontally displaced hologram of charge $m = +1$. The resulting state is projected onto the basis states. In this case the modes $|0\rangle$ and $|1\rangle$ are expected to contribute the most to the transformed state. Asterisks: projection onto the $|0\rangle$ mode. Diamonds: projection onto the $|1\rangle$ mode. The solid line represents the projection onto the “outer” modes, i.e., those not belonging to the basis (1). This projection is found by subtracting to the total number of events those corresponding to the projection onto the elements of the basis. The two positions of the hologram where the transfer to “outer” modes is maximum are taken as new elements of the basis.

Up to now the most convenient way of transforming an OAM state is to employ holograms. Yet, as discussed above, these holograms might also perform unsought transformations between inner and outer modes. To avoid this problem we enlarge our Hilbert space with some selected outer vectors. We choose eight different positions of the holograms as new operators which, together with a projection into the $|0\rangle$ mode and a Gram-Schmidt orthonormalization, enlarge our natural Hilbert space. In the present work we enlarged the basis with four positions for every differently charged hologram used in the experiment. Each of these four points correspond to the two vertical and the two horizontal positions where the probability of transforming a state of the basis into an outer mode is bigger.

The enlargement of the basis (1) allows us to represent more precisely the effect of the hologram on our beam but, as a drawback we need more measurements to estimate the state of the photon, as there are more dimensions in our Hilbert space. This problem, considered together with the imperfections of the holograms and possible systematic drifts due to experimental misalignments during the measurements, makes it a natural option to turn to maximum-likelihood (ML) schemes for reconstructing the transformed states.

The experimental setup is shown in Fig. 2. A 351 nm wavelength Argonion laser pumps a 1.5-mm-thick beta-barium-borate (BBO) (β -barium-borate) crystal cut for Type I phase matching conditions. The crystal is positioned such as to produce down-converted pairs of equally polarized photons at a wavelength of 702 nm emitted at an angle of 4° off the pump direction. These photons are directly entangled in the OAM degree of freedom. Alice can manipulate one of the down-converted photons, while the other is sent to Bob. Before being detected, Bob’s photon traverses two sets of holograms. Each set consists of one hologram with charge $m = 1$ and another with charge $m = -1$. The first set of holograms provides the means of a transformation in the three-dimensional space expanded by the states $|-1\rangle$, $|0\rangle$, and $|1\rangle$. The second set, together with a single mode fiber and a detector, act as a projector onto the

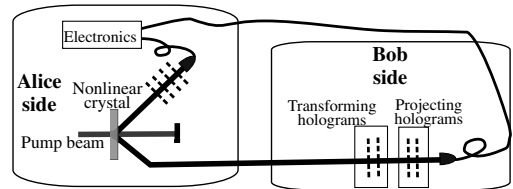


FIG. 2. Experimental setup. A 351 nm wavelength laser pumps a BBO crystal. The two generated 702 nm down-converted photons are sent to Alice and Bob’s detectors, respectively. Before being detected each photon propagates through a set of holograms. Each photon was coupled into single mode fibers and directed to detectors based on avalanche photo diodes operating in the photon counting regime.

three different basis states. All these elements are Bob's receiving device. Alice's photon also traverses a set of holograms, which together with the source, and the detector on Alice side, act as Alice's sending device. Whenever Alice detects one photon, this initiates the transmission of a photon to Bob. By means of the quantum correlations between the entangled photons, Alice can radically control the state of the photon sent to Bob. In order to adjust properly their respective devices, Bob has to perform a tomographic measurement of the state he is receiving and classically communicate to Alice the result.

In our experiment, the tomographic reconstruction of Bob's received qutrit state was realized in two independent steps trying to avoid any bias from "a priori" information. First, the Vienna team by measuring Alice's

photon projected the photons in Bob's side and then performed the required measures. The minimum number of measurements to reconstruct the three-dimensional state sent to Bob is 9. This number increases to 121 for our enlarged 11-dimensional Hilbert space. In the end, to exploit the power of the ML reconstruction and to minimize errors, the number of different projections was around 2400. The results of these measurements, together with the projecting vectors, were sent to the Olomouc team who, without a previous knowledge of which was the state sent by Alice, reconstructed the density matrix describing the state of the photon in Bob's side.

The transforming set of holograms was analyzed to properly describe the transformation done. From the description of each single hologram, we could express the action of each transformation set in the following way:

$$\langle \vec{x}_1 | H_+(a_+, b_+) H_-(a_-, b_-) | \vec{x}_2 \rangle = \exp \left[-i \arctan \left(\frac{y_1 - a_+}{x_1 - b_+} \right) + i \arctan \left(\frac{y_1 - a_-}{x_1 - b_-} \right) - ik_x x_1 - ik_y y_1 \right] \delta(x_1 - x_2, y_1 - y_2), \quad (2)$$

where k_x and k_y are free parameters which depend on the alignment procedure and on the holographic grating, and a_{\pm}, b_{\pm} represent the displacement of the two holograms. Each set of holograms is described by eight parameters: the number of maximum coincidences, the width of the beam, 4 numbers to determine the centered position of each hologram, and the two parameters k_x and k_y .

The estimation of these eight parameters was performed by fitting four different experimental curves. The data which conformed the curves were taken by sending to Bob a photon prepared in the $|0\rangle$ state. Bob fixed one of his holograms in one determined position and performed a scan on one of the axes of the other hologram. The resulting state was again projected to the $|0\rangle$ state, i.e., one of this curves can be described by $|\langle 0 | H_1(x, 0) H_{-1}(1, 1) | 0 \rangle|^2$. Each of the four curves corresponds to the scan of all the axes of the two holograms.

The projection measurements were made by moving the transformation set of two holograms into around 2400 different positions and counting the number of coincident detections which took place in 2 sec. For every position, we counted typically a few hundred coincidences per second. The complete time for each of these measurements was around 6 h. After this time some slight misalignments were detected, which could be compensated mainly due to the large number of different projections taken and the reconstruction process.

The registered data were processed using the maximum-likelihood (ML) reconstruction algorithm. Assuming that the statistics of the detection events at low intensities is Poissonian, the joint probability of observing registered data reads,

$$\mathcal{L} = \prod_j (N p_j)^{n_j} e^{-N p_j} / n_j!, \quad (3)$$

where N is the mean number of qutrits subject to each measurement of which n_j were found in the state $|j\rangle =$

$H_1(a_{+1}^j, b_{+1}^j) H_{-1}(a_{-1}^j, b_{-1}^j) | 0 \rangle$, and $p_j = \text{Tr}\{|j\rangle\langle j| \rho_{\text{Bob}}\}$ are the corresponding probabilities.

In accordance with the Bayes theorem [21], \mathcal{L} quantifies the likelihood of Bob's state ρ_{Bob} in view of the measured data. The state having highest likelihood is picked up as the result of the reconstruction. ML estimation is known to be asymptotically efficient [22,23] and all existing physical constraints such as positivity of ρ can easily be incorporated into the reconstruction process.

From the technical point of view the maximum of functional (3) is found by iterating the extremal equation [24] $R\rho R = G\rho G$ starting from the maximally mixed state. Hermitian operators $R = \sum_j (n_j/p_j) |j\rangle\langle j|$ and $G = (\sum_j n_j) / (\sum_j p_j) \sum_j |j\rangle\langle j|$ are functions of the measurements and detected data.

Let us mention that although the reconstruction is done on the full $3 + 8$ dimensional Hilbert space spanned by the inner and outer states, we are interested only in the inner subspace. Therefore all the reconstructed states are projected to this subspace to simplify the discussion.

As we have already explained, different projections done by Alice translate through the entanglement into different state preparations on Bob's side. Three such remote preparations are shown in Fig. 3. All of them were found to be very nearly pure states, their largest eigenvalues and corresponding eigenvectors being (a) $\lambda_{\text{max}} = 0.99$, $|e_{\text{max}}\rangle = 0.68|0\rangle + 0.71|1\rangle - 0.14|-1\rangle$; (b) $\lambda_{\text{max}} = 0.99$, $|e_{\text{max}}\rangle = 0.65|0\rangle + 0.53 \exp(-i0.26\pi)|1\rangle + 0.55 \times \exp(-i0.6\pi)|-1\rangle$; (c) $\lambda_{\text{max}} = 0.99$, $|e_{\text{max}}\rangle = 0.58|0\rangle + 0.58 \exp(-i0.05\pi)|1\rangle + 0.58 \exp(-i0.89\pi)|-1\rangle$. In case (a) Alice tried to prepare an equal-weight superposition of $|0\rangle$ and $|-1\rangle$ basis states. Utilizing the conservation of the OAM in down-conversion, this was easily done by projecting her qutrit along the ray $|0\rangle + |1\rangle$: Her hologram with the positive charge was taken out of the beam

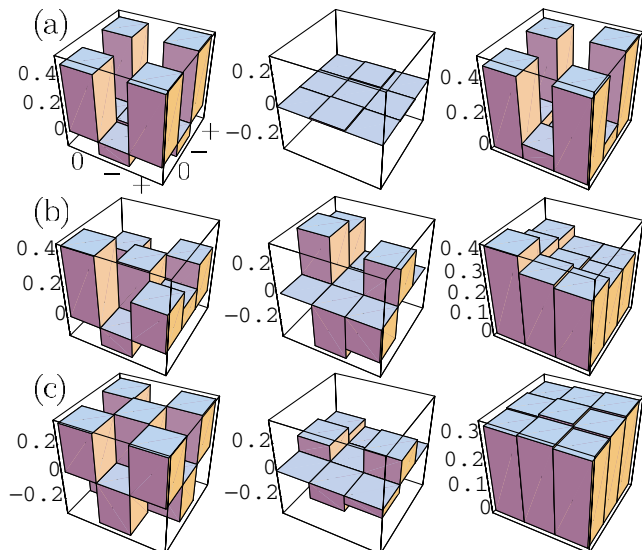


FIG. 3 (color online). Results of quantum state tomography applied to three different remotely prepared states of Bob's qutrits: (a) $0.68|0\rangle + 0.71|1\rangle - 0.14|-1\rangle$; (b) $0.65|0\rangle + 0.53 \times \exp(-i0.26\pi)|1\rangle + 0.55 \exp(-i0.6\pi)|-1\rangle$; (c) $0.58|0\rangle + 0.58 \times \exp(-i0.05\pi)|1\rangle + 0.58 \exp(-i.89\pi)|-1\rangle$. Left and middle panels show real and imaginary parts of the reconstructed density matrices; right panels visualize the absolute values of those elements for better comparison of how large the contributions are of the three basic states. From the results it is shown that Alice can control both the relative amplitudes and phases of the sent states.

path and the center of the other one was displaced with respect to the beam by a determined translation vector. Cases (b) and (c) both represent an equal-weight superposition of the three states, but with different relative phases, showing that besides the relative intensities, we could also control the relative phases. Other qutrits reconstructed (not shown in Fig. 3), showed an effective suppression of the $|0\rangle$ mode, through destructive interference from the two holograms. The result was $\lambda_{\max} = 0.97$, $|e_{\max}\rangle = 0.26|0\rangle + 0.68 \exp(i0.11\pi)|1\rangle + 0.68 \exp(-i0.21\pi)|-1\rangle$. The purity of the reconstructed states was over 97%. On the other hand, by direct comparison of the measured data and the data estimated by the reconstructed matrix, the error was comparable to the statistical Poissonian noise, which demonstrates the reliability of the tomography.

In conclusion, here we have demonstrated the feasibility of a point to point communication protocol in a three-dimensional alphabet. Using the orbital angular momentum of photons, we have implemented three basic tasks inherent in any communication or computing protocol: preparation, transmission, and reconstruction of a qutrit. The reconstruction was exercised with a tomographic estimation of the density matrix. This demonstrates that we could perform any rotation of the states.

This work was supported by the Austrian Science Foundation (FWF), Project No. SFB 015 P06, by

Project No. LN00A015 of the Czech Ministry of Education, and by the European Commission, Contract No. IST-2001-38864, RAMBOQ. G.M.-T. thanks the Marie Curie Fund for financial support.

*Present address: Institut de Ciències Fotòniques, Barcelona, Spain.

†Present address: Atomic Physics Division, NIST, USA.

- [1] H. Bechmann-Pasquinucci and W. Tittel, *Phys. Rev. A* **61**, 62308 (2000).
- [2] H. Bechmann-Pasquinucci and A. Peres, *Phys. Rev. Lett.* **85**, 3313 (2000).
- [3] M. Bourennane, A. Karlsson, and G. Björk, *Phys. Rev. A* **64**, 012306 (2001).
- [4] V. Karimipour, S. Bagherinezhad, and A. Bahraminasab, *Phys. Rev. A* **65**, 042320 (2002).
- [5] Andris Ambainis, in *Proceedings of STOC*, 2001, pp. 134–142.
- [6] C. Brukner, M. Zukowski, and A. Zeilinger, *Phys. Rev. Lett.* **89**, 197901 (2002).
- [7] S.D. Bartlett, H. de Guise, and B.C. Sanders, in *Proceedings of IQC'01*, edited by R.G. Clark (Rinton, Princeton, NJ, 2001), pp. 344–347.
- [8] R. Jozsa and J. Schlienz, *Phys. Rev. A* **62**, 012301 (2000).
- [9] D.P. DiVincenzo, T. Mor, P.W. Shor, J.A. Smolin, and B. M. Terhal, *Commun. Math. Phys.* **238**, 379 (2003).
- [10] R.T. Thew, A. Acin, H. Zbinden, and N. Gisin, *quant-ph/0307122*.
- [11] M. Zukowski, A. Zeilinger, and M. A. Horne, *Phys. Rev. A* **55**, 2564 (1997).
- [12] A. Mair, A. Vaziri, G. Weihs, and A. Zeilinger, *Nature (London)* **412**, 313 (2001).
- [13] G. Molina-Terriza, J.P. Torres, and L. Torner, *Phys. Rev. Lett.* **88**, 013601 (2002).
- [14] A. Vaziri, J.W. Pan, T. Jennewein, G. Weihs, and A. Zeilinger, *Phys. Rev. Lett.* **91**, 227902 (2003).
- [15] A. Vaziri, G. Weihs, and A. Zeilinger, *Phys. Rev. Lett.* **89**, 240401 (2002).
- [16] A. Vaziri, G. Weihs, and A. Zeilinger, *J. Opt. B* **4**, S47–S50 (2002).
- [17] J.P. Torres, Y. Deyanova, L. Torner and G. Molina-Terriza, *Phys. Rev. A* **67**, 052313 (2003); J.P. Torres, A. Alexandrescu, and L. Torner, *Phys. Rev. A* **68**, 050301 (2003).
- [18] L. Allen, M.W. Beijersbergen, R. J. C. Spreeuw, and J.P. Woerdman, *Phys. Rev. A* **45**, 8185 (1992).
- [19] H. He, M.E. Friese, N.R. Heckenberg, and H. Rubinsztein-Dunlop, *Phys. Rev. Lett.* **75**, 826 (1995).
- [20] V. Yu Bazhenov, M.V. Vasnetsov, and M.S. Soskin, *JETP Lett.* **52**, 429 (1990); N.R. Heckenberg, R. McDu., C.P. Smith, and A.G. White, *Opt. Lett.* **17**, 221 (1992).
- [21] J.M. Bernardo and A.F.M. Smith, *Bayesian Theory* (Wiley, Chichester, 1994).
- [22] R. A. Fisher, *Proc. Cambridge Philos. Soc.* **2**, 2 (1925); **2**, 700 (1925).
- [23] C.W. Helstrom, *Quantum Detection and Estimation Theory* (Academic Press, New York, 1976).
- [24] J. Řeháček, Z. Hradil, and M. Ježek, *Phys. Rev. A* **63**, 040303(R) (2001).